

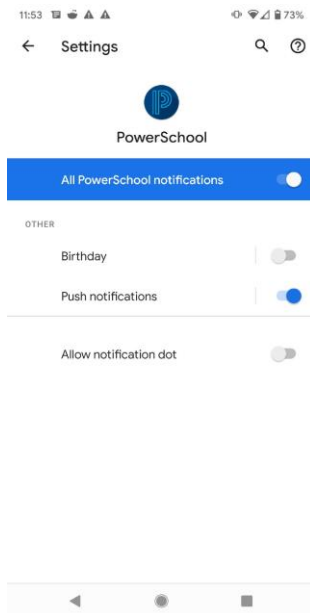
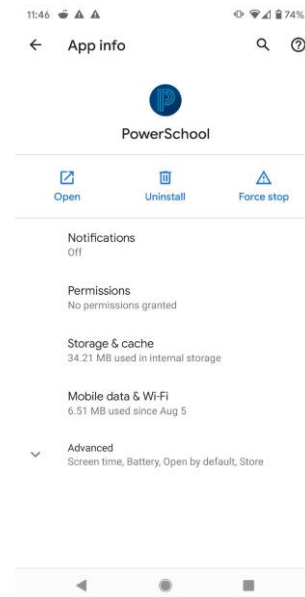
Enable/Disable Push Notifications

10/28/2020

PowerSchool Parent Portal Mobile App

To enable/disable push notifications for attendance or grades on the parent portal mobile app, complete the following steps:

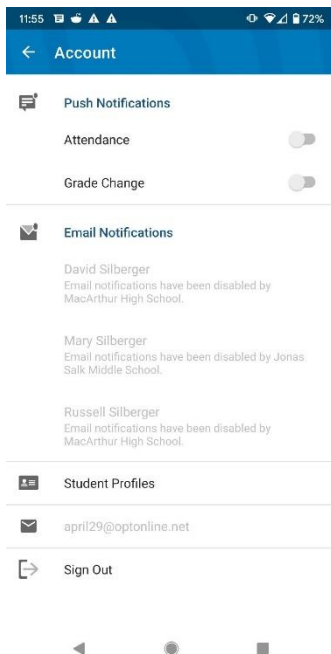
1. Press and hold the PowerSchool App icon before launching.
2. This will open a menu to select APP INFO
3. Press Notifications



4. Swipe on/off PowerSchool Notifications

5. Swipe on/off Push Notifications

6. Log in to the Parent Portal App
7. Press “More” at the bottom of the bar menu.



8. Press Account
9. Swipe on/off which notifications you want.