


Levittown Public Schools Tutorial

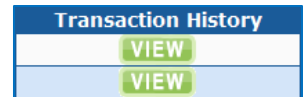
NutriKids – How to View Transaction History

For questions or help with balances, recent payments, or menus, please contact the Food Service Provider at **520-8470 ext.134**
For questions or help with the NutriKids program, please contact NutriKids at support@nutrikids.com

A. Go to www.mynutrikids.com

B. Click the MyKids button 

C. When the list of your children appears, click the View button under Transaction History




D. You will see what your child has purchased for the last 30 days

Posted Transactions - Last 30 days						
Date	Description	Amount	Tendered	Deposits (+)	Charges(-)	Balance
01/21/2010 12:32 PM	Lunch 1 Student Meal - 2.00 1 Entree of the Day Meal - 0.00	2.00	2.00	0.00	0.00	0.00
01/20/2010 12:27 PM	Lunch 1 Student Meal - 2.00 1 Grdn Salad w/Chs Meal - 0.00	2.00	2.00	0.00	0.00	0.00
01/19/2010 12:21 PM	Lunch 1 Student Meal - 2.00 1 Grdn Salad w/Chs Meal - 0.00	2.00	2.00	0.00	0.00	0.00
01/15/2010 12:27 PM	Lunch 1 Student Meal - 2.00 1 Grdn Salad w/Chs Meal - 0.00	2.00	2.00	0.00	0.00	0.00

If you have any questions about this report, please contact:
Jennifer Gundersen
516-520-8470 ext.123
jennifer.gundersen@compass-usa.com

a. The Report shows the Date, Description of the meal, the cost of the meal, any deposits or charges that were made and the Balance in your child's account

E. To view another child, click the [back] button at the top of the page 

F. Repeat as outlined above to view the transactions of each child on the list

If you have any questions about the report, please contact:

Jennifer Gundersen

516-520-8470 ext, 123

jennifer.gundersen@compass-usa.com