

## Levittown Public Schools Tutorial

Version:  
Revised:

### Student login to Google Classroom and join live stream in Google Meet



#### STUDENTS

- Academic Course Catalog
- PowerSchool Student Portal
- Office365
- Google Classroom
- Clever Portal
- Supply Lists
- Catalyst's ACT Boot Camp
- Remote Access
- iReady
- enVision
- Tutorials
- Media Center

1. Go to Levittown Public Schools homepage, [www.levittownschoools.com](http://www.levittownschoools.com)
2. Roll the mouse over the Students drop down menu.
3. Click on Google Classroom.
4. Enter the students login credentials, school email address and password. ([username@levittownschoools.com](mailto:username@levittownschoools.com))
5. Click Sign in.

Sign in with your organizational account

someone@example.com

Password

Keep me signed in

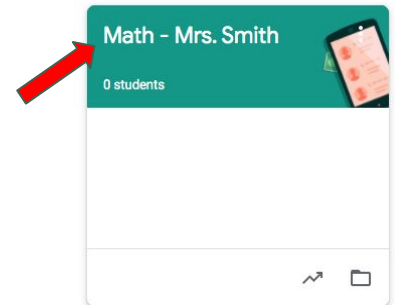
Sign In

Please enter your organizational account and password for the Levittown School District Network, then click the Sign In button.

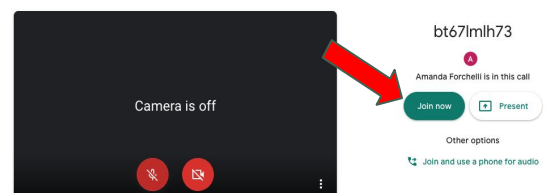
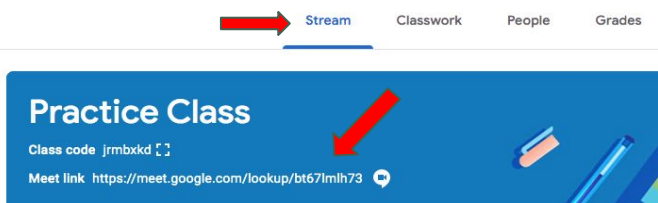
Your organizational account is in the format of username@levittownschoools.com.

e.g.:  
jsmith@levittownschoools.com  
Password

6. Student will be auto logged into Google Classroom account, with a google classroom for each class they are enrolled in. To enter the Google Classroom the student will click on the classroom title.



7. In the top banner of the **Stream** page will be the Google Meet link. Students will click on the link to join the Meet for their classroom.



8. Students will then click the option to **JOIN NOW**. Click **ALLOW** to give Meet access to your camera and microphone.